

# Generation 4 CommandCenter™ Software Update 2015-2 Download & Update Instructions



---

## Overview

The installation process to update the Generation 4 CommandCenter™ to Software Update 2015-2 and newer may include additional steps, depending on currently-installed version. This document explains the normal Software Update, unique System Update process, and potential Display Firmware Update when updating to Generation 4 OS version 10.0.49-59 or newer.

**IMPORTANT:** If Generation 4 OS software version is 8.0.2350-38, it must first be updated to version 8.12.2500-17 before proceeding with this Software and System Update.

If the Generation 4 OS software is 10.0 or higher, the CommandCenter™ will not need to perform the System Update steps.

---

## USB Requirements

- Format – Microsoft Windows® FAT/FAT32<sup>1</sup>
- Capability – Read & Write capable
- Capacity – 8 GB or larger is recommended<sup>2</sup>
- Connectivity - USB 2.0

<sup>1</sup>CommandCenter™ does not recognize NTFS or xFAT format. See Windows® Help & Support Center for formatting instructions.

<sup>2</sup>USB must accommodate all software update files, and any data stored on the CommandCenter™. View current CommandCenter data storage in the Status Center:



---

## Download Software

Generation 4 CommandCenter™ software is downloaded using the Software Manager Utility. To download software and read instructions, visit the links below:

- [Download Generation 4 CommandCenter™ \(4100/4600\) Display Software](#)
- [John Deere Software Manager Utility Instructions](#)

**Estimated file size:** 475MB

**Typical download time:** approximately 2 minutes (with internet download speed of 5MB/sec)

Software Update 2015-2 will update packages currently installed on the CommandCenter™, including:

- Generation 4 OS
- Generation 4 OS Help
- AMS Applications
- Tractor Applications A
- Tractor Applications Help

John Deere dealers: Service ADVISOR™ (Remote/Laptop) cannot be used for Software Update 2015-2.

---

## Preparing for Installation

For proper precaution, export all customer data to a separate USB drive before updating the CommandCenter™.

### Estimated Minimum Install Times:

- Software Update: 6 minutes<sup>3</sup>
- System Update: 56 minutes<sup>4</sup>
- Firmware Update: 15 minutes<sup>5</sup>

Installation times vary based upon the currently installed software version, amount of data in the CommandCenter™, and USB drive transfer speed.

**IMPORTANT:** Maintain electrical power throughout the process. It is recommended the machine is running while performing update, or is connected to a battery maintenance power source. Do not remove USB drive unless instructed to on display.

<sup>3</sup>As tested, when updating from Generation 4 OS software version 8.12.2500-17.

<sup>4</sup>As tested, when updating system with no customer data (guidance lines, coverage map).

<sup>5</sup>May not be required; depends on current firmware version.

## Software Installation

### Software Update

When inserting USB, the USB Drive Options message will appear.

- A. Select **Install Software**



- B. Select **Version Information** tab  
C. If Generation 4 OS version is 8.10.2393-18 or higher, continue with installation.



**IMPORTANT:** If Generation 4 OS version is 8.0.2350-38, update to version 8.12.2500-17 before updating to 8.12.2689. User can select different versions by selecting Version icon.

- D. Select **Installation & Updates** tab



- E. Select the following software packages

- i. **AMS Applications**



- ii. **Generation 4 OS**



- F. De-select the following software packages

- i. **Generation 4 OS Help**



- ii. **Tractor Applications Help**



- iii. **Tractor Applications A** (if applicable)



## G. Select **Install**



The CommandCenter™ will install the selected packages, automatically reboot, and then enter the System Update process.

---

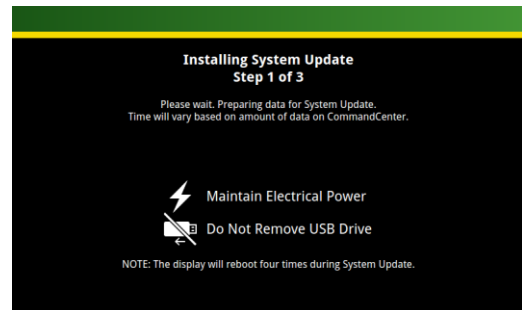
### System Update

After successful installation of the Software Update, the Gen 4 CommandCenter™ will automatically begin the System Update process. The display will automatically progress through the following four (4) steps to install the new system update.

**IMPORTANT:** Maintain electrical power, and do not remove USB drive unless instructed to on display.

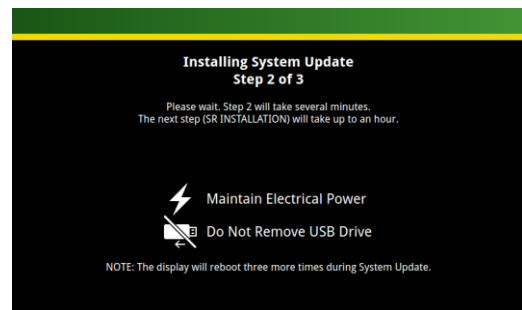
#### ✓ *Step 1 (3 minutes)*

Step 1 verifies USB drive is ready for System Update and saves data to USB drive for use with new software version. If USB drive is not ready for System Update, a System Update Error Message will display. Step 1 takes about 3 minutes; however, completion time will vary based on amount of customer data in the Gen 4 CommandCenter™. After completion of Step 1, the display will automatically reboot.



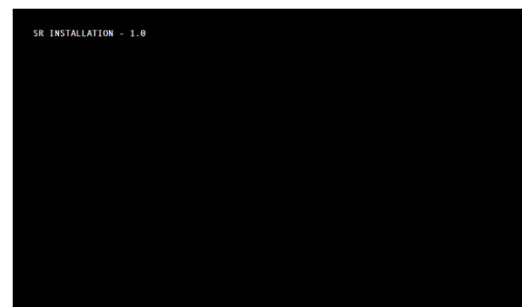
#### ✓ *Step 2 (3 minutes)*

Step 2 will begin the install of the System Update, and takes about 3 minutes to complete. After completion of Step 2, the display will automatically reboot.



#### ✓ *Step 3 (45 minutes)*

Step 3 will display a series of simple black/white text screens, beginning with "SR Installation 1.0" and ending on "SR Installation 1.8". If an error occurs, "SR Installation 1.1" will appear with instructions to contact your John Deere dealer. Step 3 takes about 45 minutes to complete, and the display will automatically reboot after completion.



✓ *Step 4 (5 minutes)*

Step 4 will finalize software updates, and takes about 5 minutes to complete. After completion of Step 4, the display will automatically reboot.



### Display Firmware Update

Depending on the previous Gen 4 CommandCenter™ version, a new version of display firmware may also automatically install. Firmware installation will take approximately 15 minutes, and automatically reboot when complete.



### Completion & Support

Once the Generation 4 CommandCenter™ has successfully completed the Software Update, System Update, and Display Firmware Update, the CommandCenter™ will reboot and display the Software License Agreement. The CommandCenter™ is now ready for use.

After the Software and System Update are both complete, the software versions will include:

- **Generation 4 OS:** 10.0.49-59 or higher
- **Generation 4 OS Help:** 10.0.17-1 or higher
- **AMS Applications:** 10.0.49-59 or higher
- **Tractor Applications A:** 10.0.36-15 or higher
- **Tractor Applications Help:** 10.0.15-1 or higher

If you experience issues while performing Software and System Updates, please contact your John Deere dealer. John Deere dealers, please consult the Generation 4 CommandCenter™ Technical Manual (TM1379, Section 212, Group 45).